



Belgium

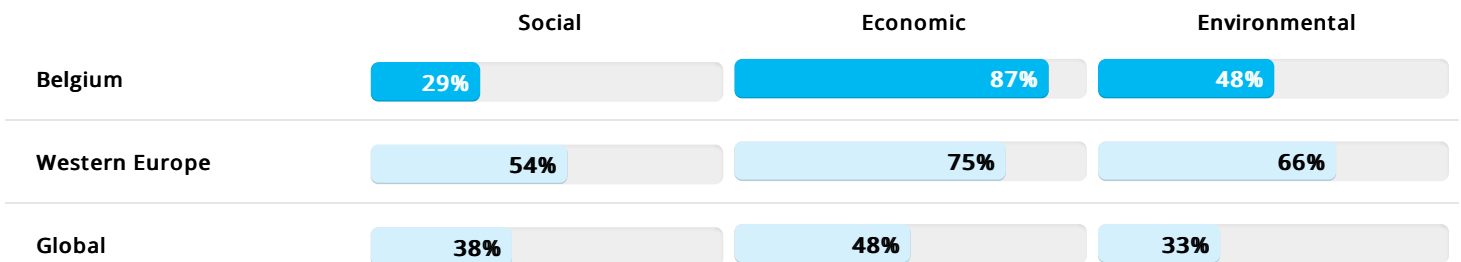
National Statistics Office of Belgium
<http://statbel.fgov.be>

43 RANK
out of 173

46 COVERAGE
subscore

59 OPENNESS
subscore

SCORES BY MAJOR DATA CATEGORY



SUMMARY

Belgium ranks 43 in the Open Data Inventory 2016 with an overall score of 53%. The overall score is a combination of a data coverage subscore of 46% and a data openness subscore of 59%.

Belgium scores higher than the regional median for economic statistics. Within the country, the highest levels of coverage and openness are on economic statistics and the lowest levels are on social statistics.

RECOMMENDATIONS


Coverage

- Collect and publish more disaggregated data in social and environmental statistics.
- Collect and publish more recent data in social and environmental statistics.

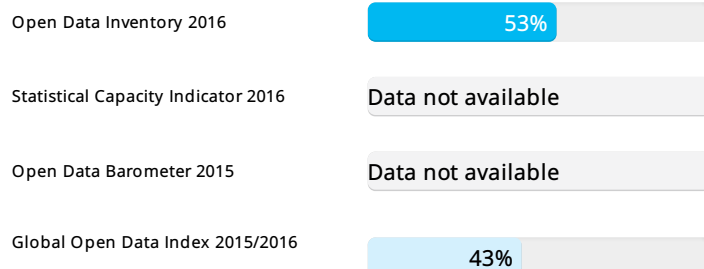
Openness

- Create a clear and open terms of use policy, such as CC BY 4.0, for all websites publishing official statistics.
- Publish more social data in machine-readable and non-proprietary formats such as XLSX, CSV, or JSON.

COVERAGE & OPENNESS



INDEX COMPARISONS



MORE INFORMATION

National Strategy for the Development of Statistics (NSDS): No strategy.

General/Special Data Dissemination System (GDDS/SDDS): SDDS Subscriber.

Open Government Partnership: Not a member.

Right to Information Law: Available since 1994; <http://bit.ly/BELRTI>