

Georgia

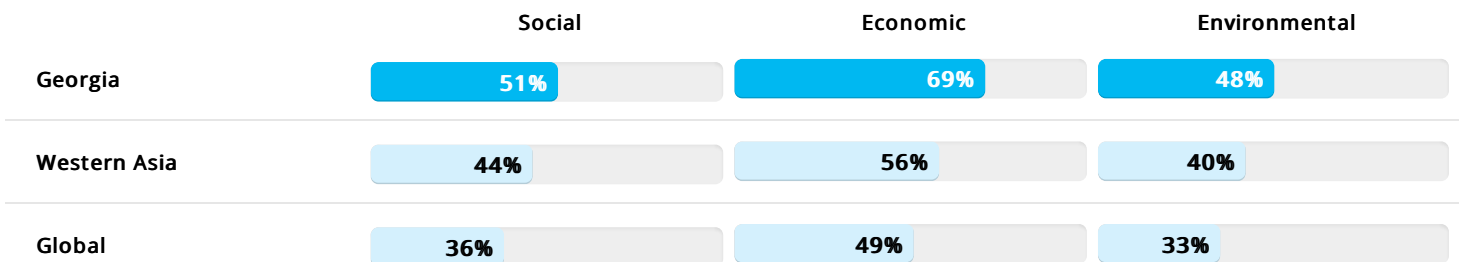
National Statistics Office of Georgia
<http://www.geostat.ge>

38 RANK
out of 180

54 COVERAGE
subscore

57 OPENNESS
subscore

SCORES BY MAJOR DATA CATEGORY



SUMMARY

Georgia ranks 38 in the Open Data Inventory 2017 with an overall score of 56%. The overall score is a combination of a data coverage subscore of 54% and a data openness subscore of 57%.

Georgia scores higher than the regional median across all three major data categories. Within the country, the highest levels of coverage and openness are on economic statistics and the lowest levels are on environmental statistics.

RECOMMENDATIONS


Coverage

- Collect and publish more disaggregated data in social statistics.
- Collect and publish more recent data in social statistics.

Openness

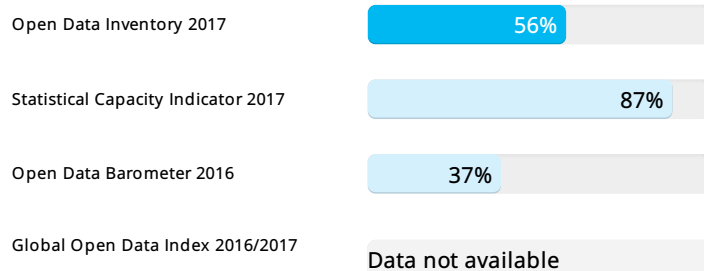
- Create a clear and open terms of use policy, such as CC BY 4.0, for all websites publishing official statistics.
- Publish more environmental data in machine-readable formats such as XLSX, CSV, or JSON.

COVERAGE & OPENNESS



0% 100%

INDEX COMPARISONS



MORE INFORMATION

National Strategy for the Development of Statistics (NSDS): Latest strategy covers the period 2011-2014.

General/Special Data Dissemination System (GDDS/SDDS): SDDS Subscriber.

Open Government Partnership: Member since 2011.

Right to Information Law: Law exists.; <http://www.rti-rating.org/wp-content/uploads/Georgia.pdf>