

# Switzerland

**28th** GLOBAL RANK  
OUT OF 187

**67** COVERAGE SCORE  
OUT OF 100

**71** OPENNESS SCORE  
OUT OF 100

## Summary of Results

The Open Data Inventory (ODIN) measures how complete a country's statistical offerings are and whether their data meet international standards of openness. **Switzerland ranks 28th in the Open Data Inventory 2020 with an overall score of 69.** The overall score is a combination of a data coverage subscore of 67 and a data openness subscore of 71.

## Category Scores

Data Category	Coverage	Openness	Overall
<a href="#">Population &amp; vital statistics</a>	100	80	90
<a href="#">Education facilities</a>	40	70	55
<a href="#">Education outcomes</a>	40	70	55
<a href="#">Health facilities</a>	70	70	70
<a href="#">Health outcomes</a>	40	70	55
<a href="#">Reproductive health</a>	40	60	50
<a href="#">Food security &amp; nutrition</a>	25	70	50
<a href="#">Gender statistics</a>	40	70	55
<a href="#">Crime &amp; justice</a>	80	70	75
<a href="#">Poverty &amp; income</a>	60	70	65
<b>Social Statistics subscore</b>	<b>54</b>	<b>70</b>	<b>62</b>
<a href="#">National accounts</a>	50	70	61
<a href="#">Labor</a>	70	70	70
<a href="#">Price indexes</a>	75	70	72
<a href="#">Government finance</a>	100	60	78
<a href="#">Money &amp; banking</a>	100	70	81
<a href="#">International trade</a>	50	80	69
<a href="#">Balance of payments</a>	100	70	81
<b>Economic Statistics subscore</b>	<b>77</b>	<b>70</b>	<b>73</b>
<a href="#">Agriculture &amp; Land Use</a>	80	70	75
<a href="#">Resource use</a>	88	70	78
<a href="#">Energy</a>	100	80	88
<a href="#">Pollution</a>	75	80	78
<a href="#">Built environment</a>	40	70	55
<b>Environment subscore</b>	<b>74</b>	<b>74</b>	<b>74</b>
<b>All Categories</b>	<b>67</b>	<b>71</b>	<b>69</b>


Last updated: January 14, 2021

## Rankings

	Coverage	Openness	Overall
<b>Global</b> OUT OF 187	<b>15th</b>	<b>38th</b>	<b>28th</b>
<b>Western Europe</b> OUT OF 8	<b>2nd</b>	<b>5th</b>	<b>3rd</b>

## Understanding the Scores

Each category receives a coverage and openness score. Coverage scores are based on five coverage elements\* and openness scores are based on five openness elements. Overall scores are an average of all 10 criteria.

-  **Score 100**  
Data in this category fulfill all ODIN coverage/openness criteria.
-  **Scores 81-99**  
Data in this category fulfill most ODIN coverage/openness criteria.
-  **Scores 61-80**  
Data in this category fulfill many ODIN coverage/openness criteria, but some important gaps remain.
-  **Scores 41-60**  
Data in this category fulfill some ODIN coverage/openness criteria, but many important gaps remain.
-  **Scores 21-40**  
Data in this category fulfill some ODIN coverage/openness criteria, but many important gaps remain.
-  **Scores 1-20**  
Data in this category fulfill few ODIN coverage/openness criteria and there are significant gaps.
-  **Score 0**  
Not enough data were published to meet the minimum threshold to receive a score.

\*Some categories are only scored on 3 or 4 coverage criteria. View the coverage tab for more information.

## Country Updates

This country has not submitted an official response to their assessment.

### Latest News

There are currently no updates. Submit news [here](#)

## Coverage

The Open Data Inventory (ODIN) assesses coverage based on five coverage elements described below. Each category receives a coverage score based on the amount of data available in that category. Average scores across all categories are shown in the chart below.

In general, coverage scores are based on the availability of indicators and disaggregations published, how many observations are available over the last 10 years, and if national and subnational data exist.

### Indicators Not Published

Indicators are considered not published when no qualifying and disaggregated data are found. Not all indicators are required for full credit in every category.

15%

### Number of Categories That Score 0

Categories that score 0 do not publish the minimum amount of data to receive a score. For most categories, the minimum amount of data is one indicator. There are 22 categories.

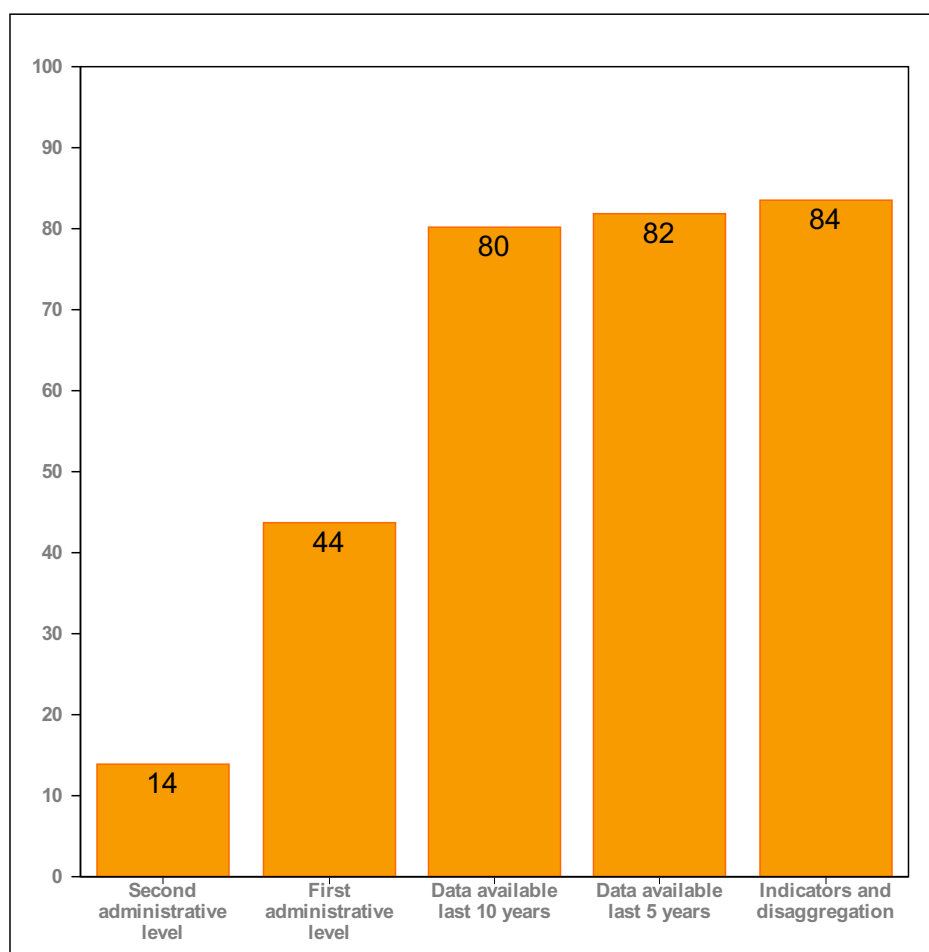
0

### Indicators Lacking Sex Disaggregation

Sex- disaggregated data are important to reflect the realities of men and women in various policy areas and narrow gender inequalities.

29%

## Coverage Element Scores, 2020



## Understanding the Scores

Coverage scores are based on five [coverage elements](#).<sup>\*</sup> Overall coverage scores are an average of all criteria.

#### Score 100

Data in this category fulfill all ODIN coverage/openness criteria.

#### Scores 81-99

Data in this category fulfill most ODIN coverage/openness criteria.

#### Scores 61-80

Data in this category fulfill many ODIN coverage/openness criteria, but some important gaps remain.

#### Scores 41-60

Data in this category fulfill some ODIN coverage/openness criteria, but many important gaps remain.

#### Scores 21-40

Data in this category fulfill some ODIN coverage/openness criteria, but many important gaps remain.

#### Scores 1-20

Data in this category fulfill few ODIN coverage/openness criteria and there are significant gaps.

#### Score 0

Not enough data were published to meet the minimum threshold to receive a score.

<sup>\*</sup>Some categories are only scored on 3 or 4 coverage criteria. View the coverage tab for more information.

## Openness

The Open Data Inventory (ODIN) assesses openness based on five coverage elements described below. Each category receives a coverage score based on the amount of data available in that category. Average scores across all categories are shown in the chart below.

In general, openness scores are based on the format and licensing of the datasets, the comprehensiveness of metadata, and what download options exist.

## Data License/Terms of Use

The licensing or terms of use that govern the use and reuse of data assessed in ODIN are classified as Open, Some Restrictions, Not Open or Not Available (if no license is found). Below is licensing information for data from the national statistics office on their website and most prominent data portal, if applicable.

### NSO Website

[Swiss Federal Statistical Office](#)

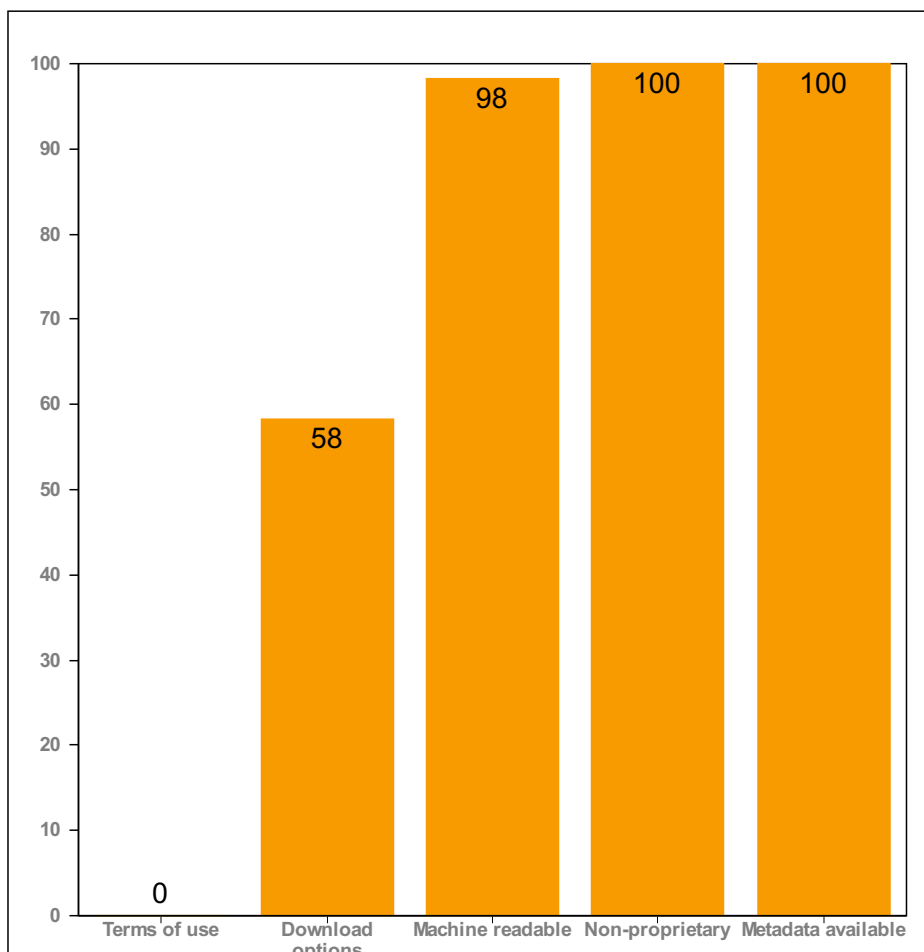
Not Open

### NSO Data Portal

[Stat-TAB](#)

Not Open

## Openness Element Scores, 2020



## Understanding the Scores

Openness scores are based on [five openness elements](#). Overall openness scores are an average of all criteria.

### Score 100

Data in this category fulfill all ODIN coverage/openness criteria.

### Scores 81-99

Data in this category fulfill most ODIN coverage/openness criteria.

### Scores 61-80

Data in this category fulfill many ODIN coverage/openness criteria, but some important gaps remain.

### Scores 41-60

Data in this category fulfill some ODIN coverage/openness criteria, but many important gaps remain.

### Scores 21-40

Data in this category fulfill some ODIN coverage/openness criteria, but many important gaps remain.

### Scores 1-20

Data in this category fulfill few ODIN coverage/openness criteria and there are significant gaps.

### Score 0

Not enough data were published to meet the minimum threshold to receive a score.

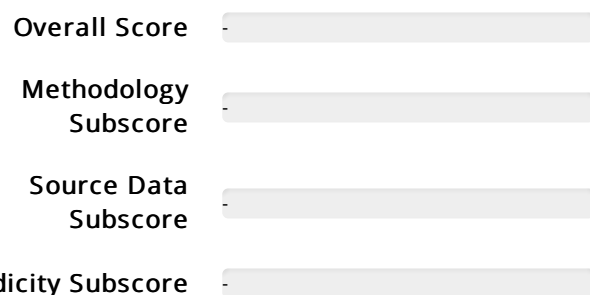
\*Some categories are only scored on 3 or 4 coverage criteria. View the coverage tab for more information.

## Country Context

To understand a country's commitment to open data, it is important to look at ODIN scores in context. The information below includes assessments of the country's statistical capacity, links to relevant laws, and comparative measures of the country's performance on other measures of data coverage, openness, and government transparency.

## Statistical Capacity Indicators

The World Bank's Statistical Capacity Indicator is a composite score assessing the capacity of a country's statistical system. It is based on a diagnostic framework assessing the following areas: methodology; data sources; and periodicity and timeliness. For more information, click the scores below.



Scores are only available for low- to middle-income countries.

## Data Commitments

### National Data Strategy

National data strategies or National Strategies for the Development of Statistics (NSDS) provide a country with a strategy for developing statistical capacity across the entire national statistical system (NSS). It presents the statistics office's priorities for the next 5-10 years.

Switzerland does not have a national data strategy.

### IMF Standards for Data Dissemination

Data dissemination standards enhance the availability of timely and comprehensive statistics, which contributes to sound macroeconomic policies and the efficient functioning of financial markets.

Switzerland is a [SDDS Subscriber](#)

### Open Data Charter (ODC)

The ODC is a collaboration between over 100 governments and organisations working to open up data based on a shared set of seven principles.

Switzerland has not adopted the charter.

### Open Government Partnership (OGP)

OGP is a multilateral initiative that aims to secure concrete commitments from national and subnational governments to promote open government, empower citizens, fight corruption, and harness new technologies to strengthen governance.

Switzerland is not a participant.

## Legal Framework

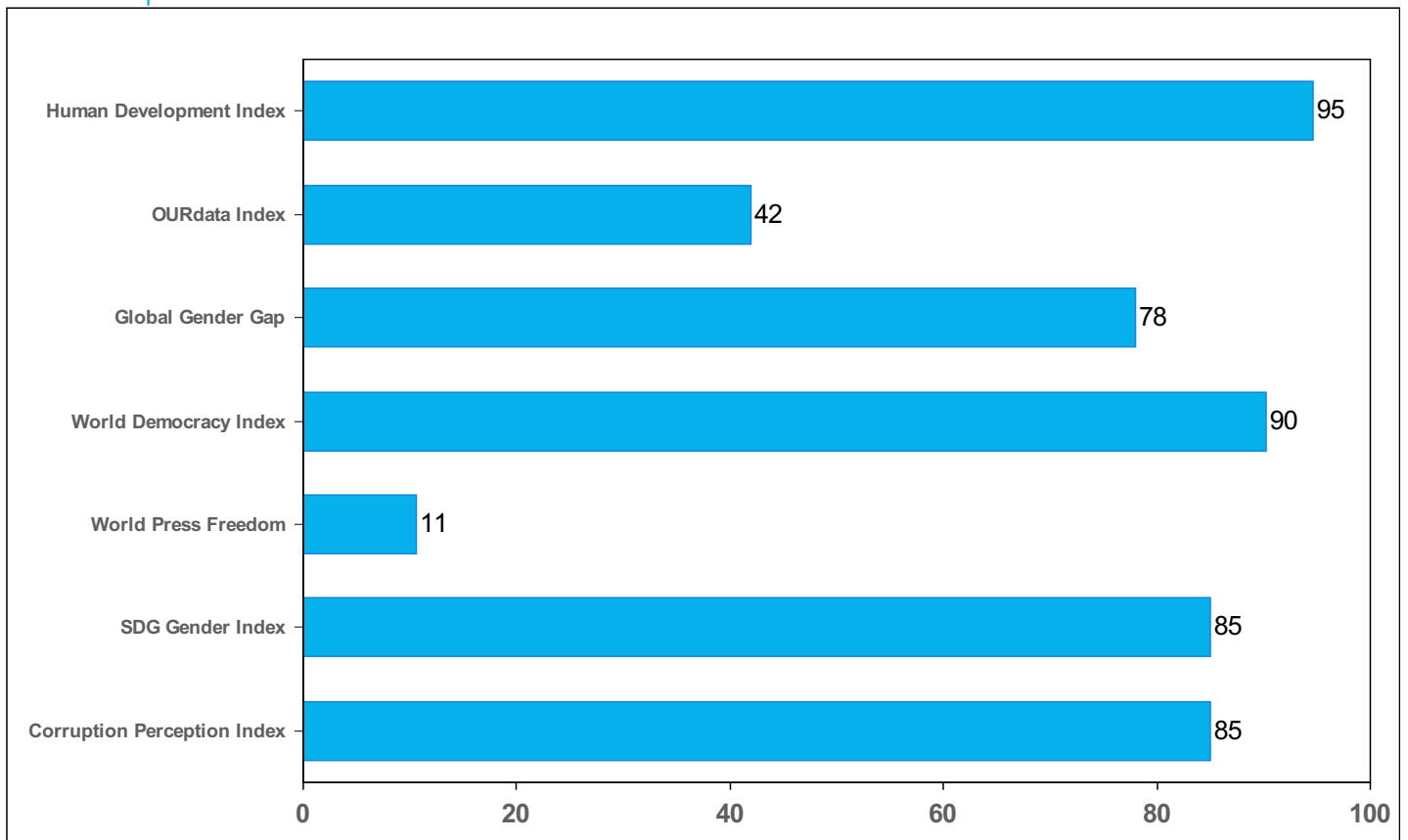
To be sustainable, open data initiatives must be supported by a strong legal framework. Below are some of the more common national laws that should work in coordination with open data policies and data licenses.

**Statistical Law** Federal Statistic Act of 9 October 1992 ([link](#))

**Right to Information Law** Federal Act on Freedom of Information in the Administration (Freedom of Information Act, FOIA) ([link](#))

**Copyright Law** Federal Act of October 9, 1992, on Copyright and Related Rights (status as of April 1, 2020) ([link](#))

## Index Comparison



All scores have been converted to a 100 point scale.