

29
ODIN SCORE

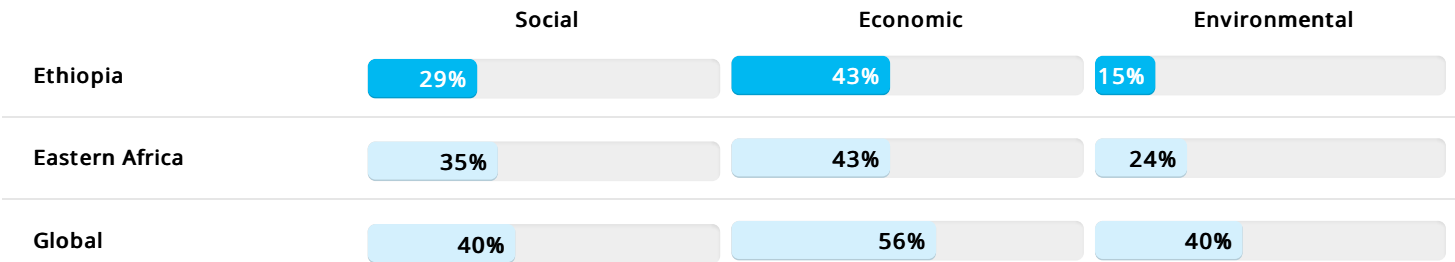


Ethiopia

National Statistics Office of Ethiopia
http://www.csa.gov.et

144 RANK out of 178	28 COVERAGE subscore	30 OPENNESS subscore
-------------------------------	--------------------------------	--------------------------------

SCORES BY MAJOR DATA CATEGORY



SUMMARY

Ethiopia ranks 144 in the Open Data Inventory 2018 with an overall score of 29%. The overall score is a combination of a data coverage subscore of 28% and a data openness subscore of 30%.

Ethiopia scores higher than the regional median for economic statistics. Within the country, the highest levels of coverage and openness are on economic statistics and the lowest levels are on environmental statistics.

RECOMMENDATIONS

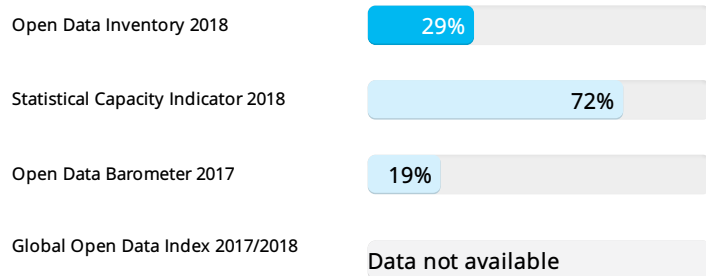
Coverage

- Collect and publish more disaggregated data in social and environmental statistics.
- Collect and publish more recent data across all data categories.

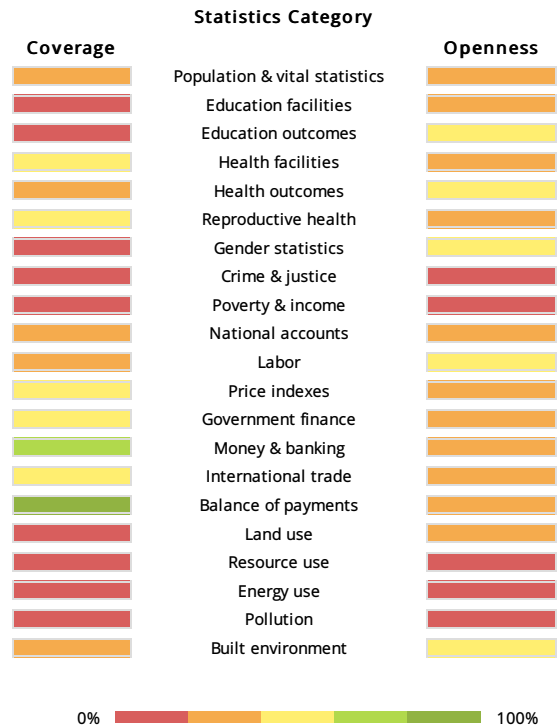
Openness

- Create a clear and open terms of use policy, such as CC BY 4.0, for all websites publishing official statistics.
- Publish more environmental data in machine-readable and non-proprietary formats such as XLSX, CSV, or JSON.

INDEX COMPARISONS



COVERAGE & OPENNESS



MORE INFORMATION

National Strategy for the Development of Statistics (NSDS): Current strategy covers the period 2015/16-2019/20.

General/Special Data Dissemination System (GDSDS/SDDS): e-GDSDS Participant.

Open Government Partnership: Not a member.

Right to Information Law: Law exists; <https://www.rti-rating.org/wp-content/uploads/Ethiopia.pdf>

