

# France

**50th** GLOBAL RANK  
OUT OF 187

**57** COVERAGE SCORE  
OUT OF 100

**66** OPENNESS SCORE  
OUT OF 100

## Summary of Results

The Open Data Inventory (ODIN) measures how complete a country's statistical offerings are and whether their data meet international standards of openness. **France ranks 50th in the Open Data Inventory 2020 with an overall score of 62.** The overall score is a combination of a data coverage subscore of 57 and a data openness subscore of 66.

## Category Scores

Data Category	Coverage	Openness	Overall
Population and vital statistics	80	80	80
Education facilities	60	70	65
Education outcomes	40	50	45
Health facilities	60	70	65
Health outcomes	40	80	60
Reproductive health	60	70	65
Food security and nutrition	13	60	39
Gender statistics	70	70	70
Crime and justice	40	50	45
Poverty and income	80	80	80
<b>Social Statistics subscore</b>	<b>55</b>	<b>68</b>	<b>62</b>
National accounts	75	70	72
Labor	80	70	75
Price indexes	75	100	89
Government finance	75	70	72
Money and banking	50	80	69
International trade	50	90	75
Balance of payments	100	100	100
<b>Economic Statistics subscore</b>	<b>73</b>	<b>83</b>	<b>79</b>
Agriculture and land use	30	60	45
Resource use	50	60	56
Energy	100	70	81
Pollution	75	50	61
Built environment	0	0	0
<b>Environment subscore</b>	<b>45</b>	<b>48</b>	<b>47</b>
<b>All Categories</b>	<b>57</b>	<b>66</b>	<b>62</b>

Last updated: August 9, 2023 (data for 2016-2020 has been updated).

## Rankings

	Coverage	Openness	Overall
<b>Global</b> OUT OF 187	<b>47th</b>	<b>52nd</b>	<b>50th</b>
<b>Western Europe</b> OUT OF 9	<b>5th</b>	<b>6th</b>	<b>6th</b>

## Understanding the Scores

Each category receives a coverage and openness score. Coverage scores are based on five coverage elements\* and openness scores are based on five openness elements. Overall scores are an average of all 10 criteria.

-  **Score 100**  
Data in this category fulfill all ODIN coverage/openness criteria.
-  **Scores 81-99**  
Data in this category fulfill most ODIN coverage/openness criteria.
-  **Scores 61-80**  
Data in this category fulfill several ODIN coverage/openness criteria, but many important gaps remain.
-  **Scores 41-60**  
Data in this category fulfill some ODIN coverage/openness criteria, but many important gaps remain.
-  **Scores 21-40**  
Data in this category fulfill some ODIN coverage/openness criteria, but many important gaps remain.
-  **Scores 1-20**  
Data in this category fulfill few ODIN coverage/openness criteria and there are significant gaps.
-  **Score 0**  
Not enough data were published to meet the minimum threshold to receive a score.

\*Some categories are only scored on 3 or 4 coverage criteria. View the coverage tab for more information.

## Country Updates

No updates yet.

Want to submit an update or propose a correction? [Contact us](#)

## Coverage

The Open Data Inventory (ODIN) assesses coverage based on five coverage elements described below. Each category receives a coverage score based on the amount of data available in that category. Average scores across all categories are shown in the chart below.

In general, coverage scores are based on the availability of disaggregated indicators, how many observations are available over the last 10 years, and whether national and subnational data exist.

## Indicators Not Published

18%

Indicators are considered not published when no qualifying and disaggregated data are found. Not all indicators are required for full credit in every category.

## Number of Categories That Score 0

1

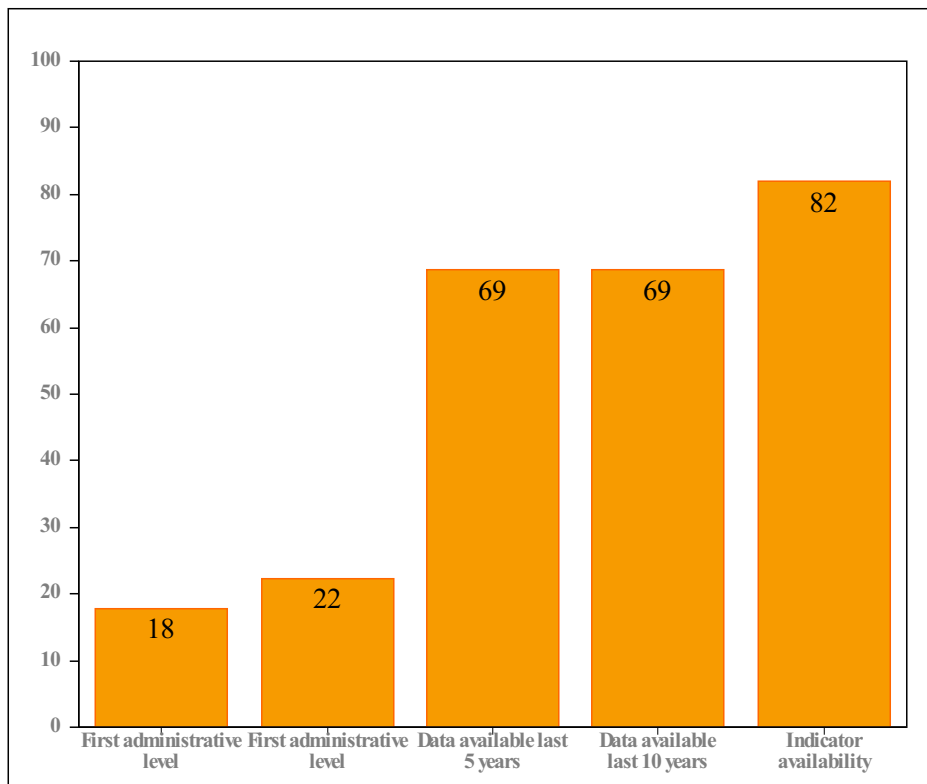
Categories that score 0 do not publish the minimum amount of data to receive a score. For most categories, the minimum amount of data is one indicator. There are 22 categories.

## Indicators Lacking Sex Disaggregation

24%

Sex-disaggregated data are important to reflect the realities of men and women in various policy areas and narrow gender inequalities.

## Coverage Element Scores, 2020



## Understanding the Scores

Coverage scores are based on five coverage elements.\* Overall coverage scores are an average of all criteria.

### Score 100

Data in this category fulfill all ODIN coverage/openness criteria.

### Scores 81-99

Data in this category fulfill most ODIN coverage/openness criteria.

### Scores 61-80

Data in this category fulfill many ODIN coverage/openness criteria, but some important gaps remain.

### Scores 41-60

Data in this category fulfill some ODIN coverage/openness criteria, but many important gaps remain.

### Scores 21-40

Data in this category fulfill some ODIN coverage/openness criteria, but many important gaps remain.

### Scores 1-20

Data in this category fulfill few ODIN coverage/openness criteria and there are significant gaps.

### Score 0

Not enough data were published to meet the minimum threshold to receive a score.

\*Some categories are only scored on 3 or 4 coverage criteria. See description of the coverage elements below.

## Openness

The Open Data Inventory (ODIN) assesses openness based on five elements described below. Each category receives an

## Data License/Terms of Use

The licensing or terms of use that govern the use and reuse of data assessed in ODIN are classified as Open, Some Restrictions, Not Open, or Not Available (if no

openness score based on the openness of data available in that category. Average scores across all categories are shown in the chart below.

In general, openness scores are based on the format and licensing of the datasets, the comprehensiveness of metadata, and what download options exist.

license is found). Licensing information shown below is for data found on the website of the national statistics office and data portals used in their assessment, if applicable.

**NSO Website**

[National Institute of Statistics and Economic Studies](#)

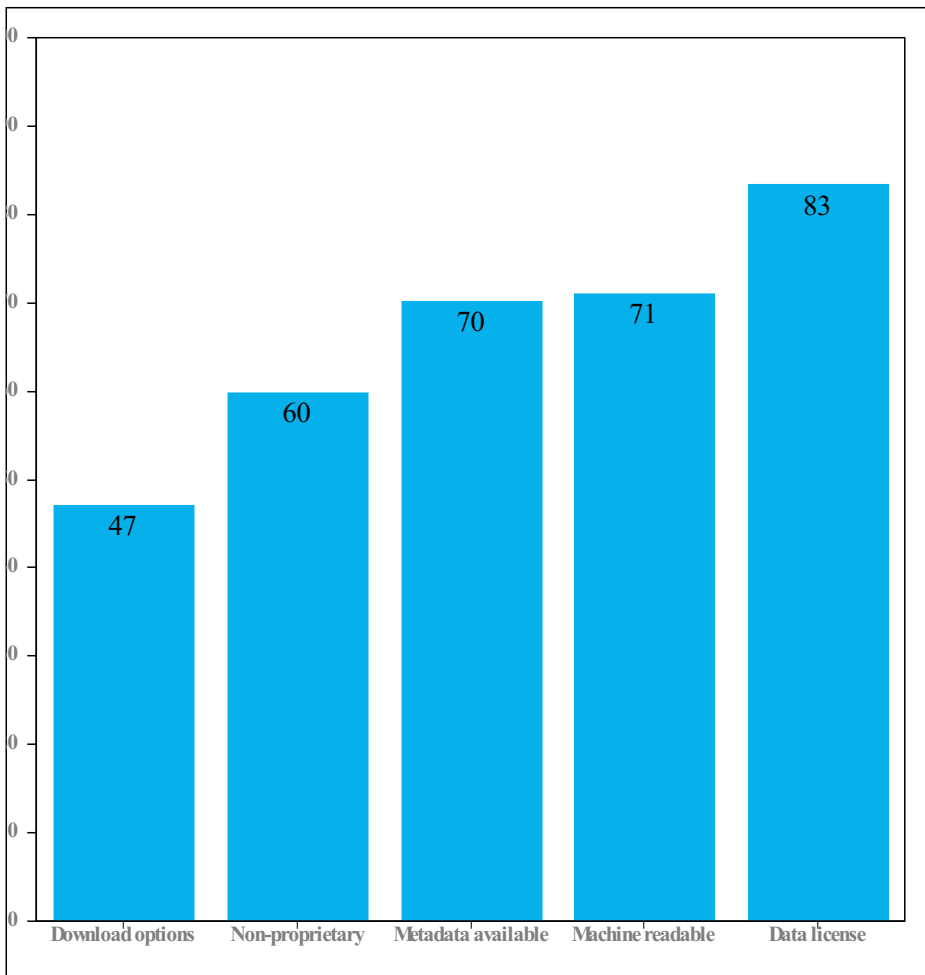
Open

**NSO Data Portal**

[Statistiques et Etudes](#)

Open

Openness Element Scores, 2020



Understanding the Scores

Openness scores are based on **five openness elements**. Overall openness scores are an average of all criteria.

**Score 100**

Data in this category fulfill all ODIN coverage/openness criteria.

**Scores 81-99**

Data in this category fulfill most ODIN coverage/openness criteria.

**Scores 61-80**

Data in this category fulfill many ODIN coverage/openness criteria, but some important gaps remain.

**Scores 41-60**

Data in this category fulfill some ODIN coverage/openness criteria, but many important gaps remain.

**Scores 21-40**

Data in this category fulfill some ODIN coverage/openness criteria, but many important gaps remain.

**Scores 1-20**

Data in this category fulfill few ODIN coverage/openness criteria and there are significant gaps.

**Score 0**

Not enough data were published to meet the minimum threshold to receive a score.

## Country Context

To understand a country's commitment to open data, it is important to look at ODIN scores in context. The information below includes assessments of the country's statistical capacity, links to relevant laws, and comparative measures of the country's performance on other measures of data coverage, openness, and government transparency.

### Statistical Capacity Indicators

The World Bank's Statistical Capacity Indicator is a composite score assessing the capacity of a country's statistical system. It is based on a diagnostic framework assessing the following areas: methodology; data sources; and periodicity and timeliness. For more information, click the scores below.



Scores are only available for low- to middle-income countries.

## Data Commitments

### National Data Strategy

National data strategies or National Strategies for the Development of Statistics (NSDS) provide a country with a strategy for developing statistical capacity across the entire national statistical system (NSS). It presents the statistics office's priorities for the next 5-10 years.

Read the [Horizon: An Ambitious Strategy for INSEE 2016-2025](#) for France.

### IMF Standards for Data Dissemination

Data dissemination standards enhance the availability of timely and comprehensive statistics, which contributes to sound macroeconomic policies and the efficient functioning of financial markets.

France is a [SDDS+ Subscriber](#)

### Open Data Charter (ODC)

The ODC is a collaboration between over 100 governments and organisations working to open up data based on a shared set of seven principles.

France [Adopted](#)

### Open Government Partnership (OGP)

OGP is a multilateral initiative that aims to secure concrete commitments from national and subnational governments to promote open government, empower citizens, fight corruption, and harness new technologies to strengthen governance.

France [Member since 2014](#)

### Legal Framework

To be sustainable, open data initiatives must be supported by a strong legal framework. Below are some of the more common national laws that should work in coordination with open data policies and data licenses.

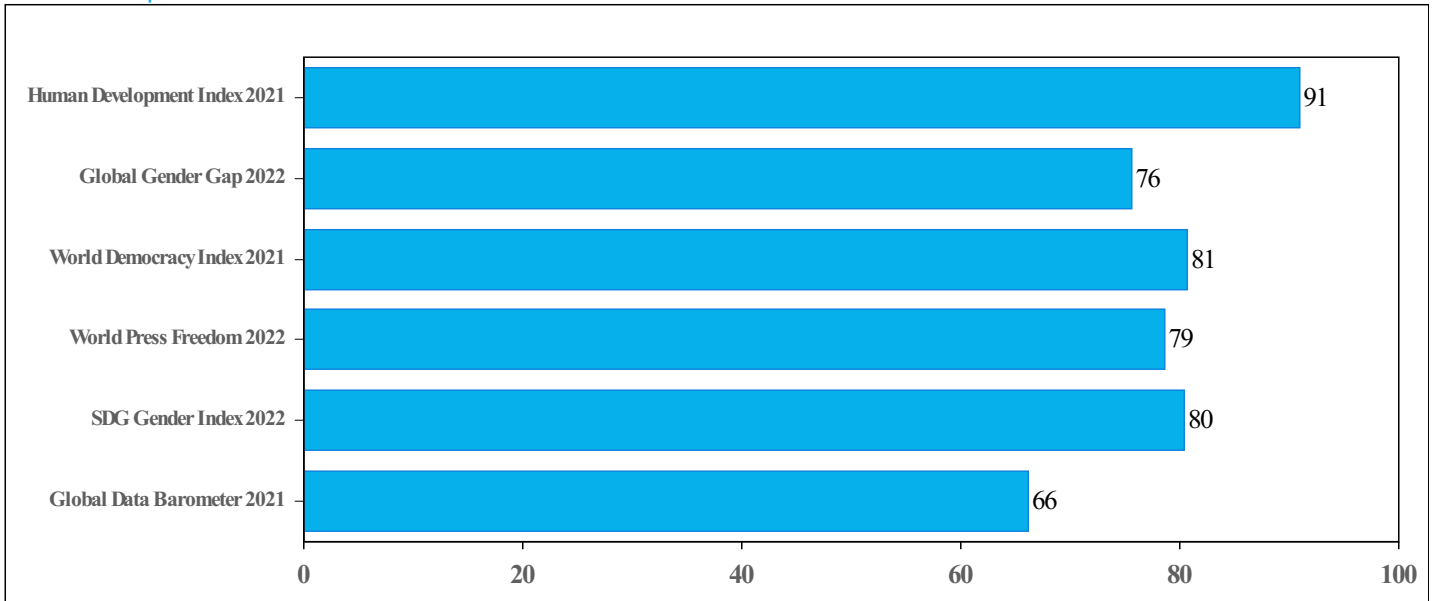
**Statistical Law** Loi n 51-711 du 7 juin 1951 [\(link\)](#)

**Right to Information Law** De la Liberté D'accès Aux Documents Administratifs et de la Réutilisation des Informations Publiques [\(link\)](#)

**Copyright Law** Intellectual Property Code consolidated version as of February 17 2024 [\(link\)](#)



### Index Comparison



All scores have been converted to a 100 point scale.