

60

ODIN SCORE

Jamaica

83rd

GLOBAL RANK  
OUT OF 198

48

COVERAGE SCORE  
OUT OF 100

71

OPENNESS SCORE  
OUT OF 100

Summary of Results

The Open Data Inventory (ODIN) measures how complete a country’s statistical offerings are and whether their data meet international standards of openness. **Jamaica ranks 83rd in the Open Data Inventory 2024 with an overall score of 60.** The overall score is a combination of a data coverage subscore of 48 and a data openness subscore of 71.

Category Scores

Data Category	Coverage	Openness	Overall
Population and vital statistics	50	70	60
Education facilities	40	80	60
Education outcomes	20	80	50
Health facilities	50	80	65
Health outcomes	30	80	55
Reproductive health	40	80	60
Food security and nutrition	38	80	61
Gender statistics	40	70	55
Crime and justice	30	80	55
Poverty and income	60	80	70
Social Statistics subscore	40	78	59
National accounts	38	80	61
Labor	60	90	75
Price indexes	75	80	78
Government finance	38	30	33
Money and banking	100	40	63
International trade	50	90	75
Balance of payments	83	40	56
Economic Statistics subscore	62	64	63
Agriculture and land use	40	70	55
Resource use	38	80	61
Energy	50	50	50
Pollution	50	80	69
Built environment	50	70	60
All Categories	48	71	60

Last updated: April 29, 2025

Rankings

	Coverage	Openness	Overall
Global OUT OF 198	124th	59th	83rd
Caribbean OUT OF 28	4th	1st	2nd

Understanding the Scores

Each category receives a coverage and openness score. Coverage scores are based on five coverage elements\* and openness scores are based on five openness elements. Overall scores are an average of all 10 criteria.

- Score 100  
Data in this category fulfill all ODIN coverage/openness criteria.
- Scores 81-99  
Data in this category fulfill most ODIN coverage/openness criteria.
- Scores 61-80  
Data in this category fulfill several ODIN coverage/openness criteria, but many important gaps remain.
- Scores 41-60  
Data in this category fulfill some ODIN coverage/openness criteria, but many important gaps remain.
- Scores 21-40  
Data in this category fulfill some ODIN coverage/openness criteria, but many important gaps remain.
- Scores 1-20  
Data in this category fulfill few ODIN coverage/openness criteria and there are significant gaps.
- Score 0  
Not enough data were published to meet the minimum threshold to receive a score.

\*Some categories are only scored on 3 or 4 coverage criteria. View the coverage tab for more information.

Coverage

The Open Data Inventory (ODIN) assesses coverage based on five coverage elements described below. Each category receives a coverage score based on the amount of data available in that

Indicators Not Published

category. Average scores across all categories are shown in the chart below.

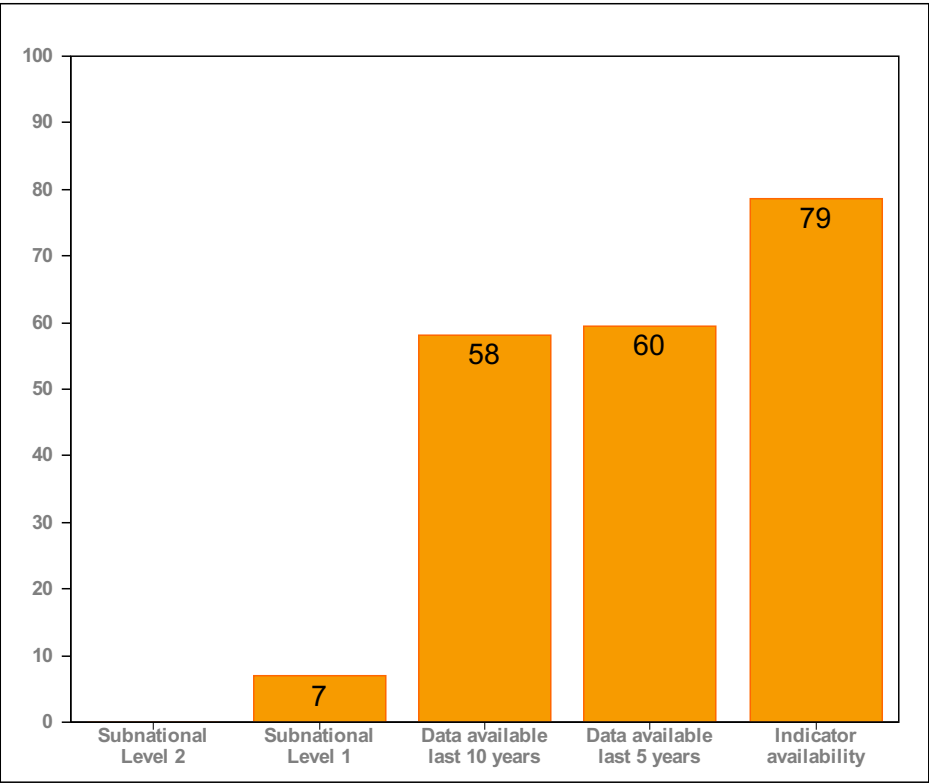
In general, coverage scores are based on the availability of disaggregated indicators, how many observations are available over the last 10 years, and whether national and subnational data exist.

This is the percentage of ODIN indicators where no qualifying disaggregated data could be found on any government website. Not all indicators are required to be published for full credit, so it is possible to have a small percentage of unpublished data without impacting the coverage score.

0%

Openness

Coverage Element Scores, 2024



Understanding the Scores

Coverage scores are based on five coverage elements.\* Overall coverage scores are an average of all criteria.

- Score 100**  
Data in this category fulfill all ODIN coverage/openness criteria.
- Scores 81-99**  
Data in this category fulfill most ODIN coverage/openness criteria.
- Scores 61-80**  
Data in this category fulfill many ODIN coverage/openness criteria, but some important gaps remain.
- Scores 41-60**  
Data in this category fulfill some ODIN coverage/openness criteria, but many important gaps remain.
- Scores 21-40**  
Data in this category fulfill some ODIN coverage/openness criteria, but many important gaps remain.
- Scores 1-20**  
Data in this category fulfill few ODIN coverage/openness criteria and there are significant gaps.
- Score 0**  
Not enough data were published to meet the minimum threshold to receive a score.

\*Some categories are only scored on 3 or 4 coverage criteria. See description of the coverage elements below.

The Open Data Inventory (ODIN) assesses openness based on five elements described below. Each category receives an openness score based on the openness of data available in that category. Average scores across all categories are shown in the chart below.

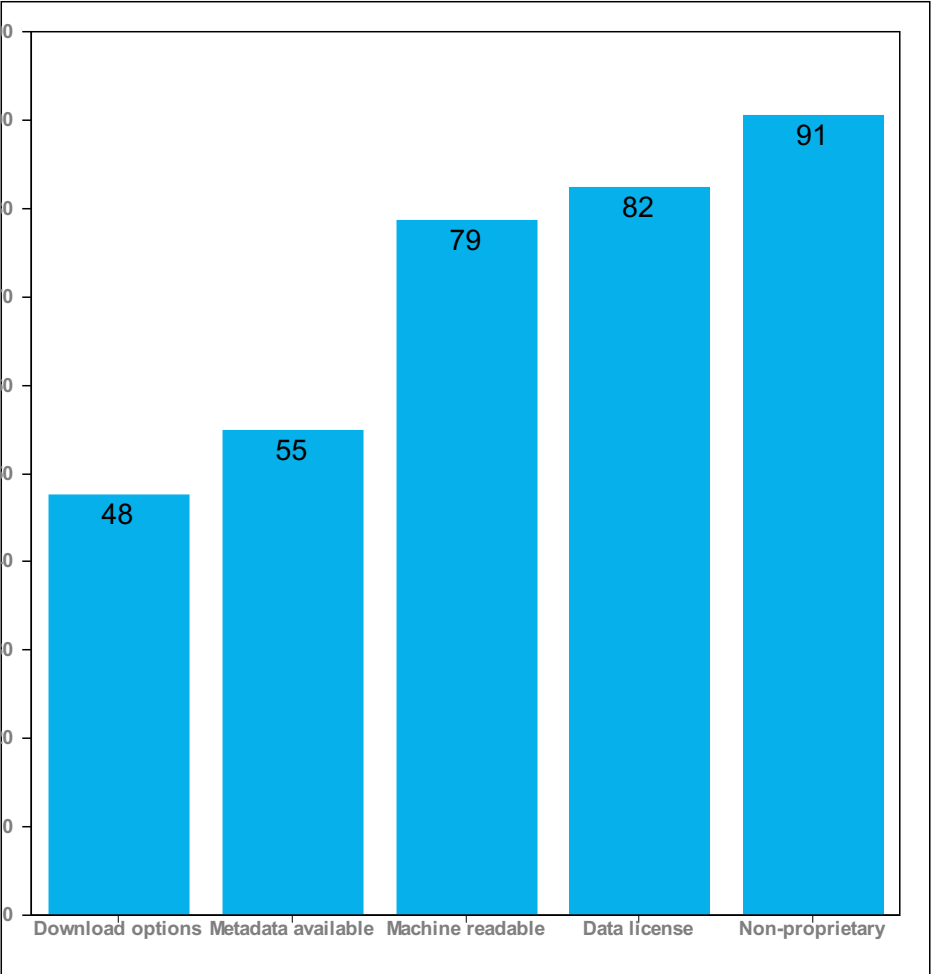
In general, openness scores are based on the format and licensing of the datasets, the comprehensiveness of metadata, and what download options exist.

Data License/Terms of Use

The licensing or terms of use that govern the use and reuse of data assessed in ODIN are classified as Open, Some Restrictions, Not Open, or Not Available (if no license is found). Licensing information shown below is for data found on the website of the national statistics office and data portals used in their assessment, if applicable.

NSO Website -

Openness Element Scores, 2024



Understanding the Scores

Openness scores are based on [five openness elements](#). Overall openness scores are an average of all criteria.

- Score 100**  
Data in this category fulfill all ODIN coverage/openness criteria.
- Scores 81-99**  
Data in this category fulfill most ODIN coverage/openness criteria.
- Scores 61-80**  
Data in this category fulfill many ODIN coverage/openness criteria, but some important gaps remain.
- Scores 41-60**  
Data in this category fulfill some ODIN coverage/openness criteria, but many important gaps remain.
- Scores 21-40**  
Data in this category fulfill some ODIN coverage/openness criteria, but many important gaps remain.
- Scores 1-20**  
Data in this category fulfill few ODIN coverage/openness criteria and there are significant gaps.
- Score 0**  
Not enough data were published to meet the minimum threshold to receive a score.

## Country Context

To understand a country's enabling environment for open data, it is important to look at ODIN scores with a wider lens. The country context page identifies important features of the enabling environment for open data, such as existing legal frameworks and data commitments. The page also brings together insights from global indexes on data, human development, gender, and governance, to put into perspective where countries stand and where progress is still needed.

## Legal Framework

For open data to have impact, strong legal frameworks must be in place. Some examples of frameworks that support all stages of the data value chain include statistical laws, copyright laws, right-to-information laws, and data privacy laws.



### Statistical Law

A [statistical law](#) exists

Statistical laws lay the foundation for a country's national statistical system by defining the mandate for collecting and sharing official data, typically led by the national statistical office.



### Copyright Law

A [copyright law](#) exists

Copyright laws provide the parameters for the production, reproduction, publication, and use of original content, shaping how information like statistical data can be accessed, used, and reused throughout the government.



### Right to Information Law

A [right to information law](#) exists

Right to information laws safeguard citizens' right to access records or information held by the government, and like open data, are an inherent component of open government, promoting greater transparency.



### Data Privacy Law

A [data privacy law](#) exists

Data privacy laws regulate and safeguard the collection, use, and access to personal data held by the government, and are integral to open data as they protect individuals and help gain public trust.

## Data Commitments

Legal frameworks lay the foundation, but true progress on open data requires political and institutional will. This section highlights Jamaica existing commitments to address or improve open data:



### National Data Strategy

National data strategies or National Strategies for the Development of Statistics (NSDS) describe a country's plans for developing statistical capacity across the entire national statistical system (NSS). They present the statistics office's priorities for the next 5-10 years.

*[Jamaica has a national data strategy.](#)*



### IMF Standards for Data Dissemination

Data dissemination standards enhance the availability of timely and comprehensive statistics.

*[Jamaica is an e-GDDS Subscriber ?](#)*



### Open Data Charter (ODC)

ODC is a collaboration between over 100 governments and organizations working to open up data based on a shared set of seven principles.

*[Jamaica has not adopted the charter.](#)*

### Open Government Partnership (OGP)

OGP is a multilateral initiative to secure



concrete commitments from national and subnational governments to promote open government, empower citizens, fight corruption, and harness new technologies to strengthen governance.

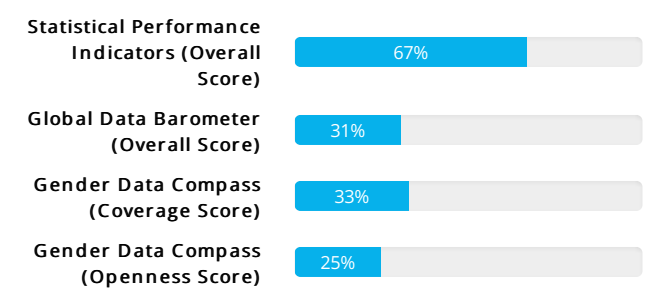
*Jamaica is a member since 2016*

### Global Indexes of Statistical Capacity

Beyond ODIN, there are other measurements of statistical capacity or open data.

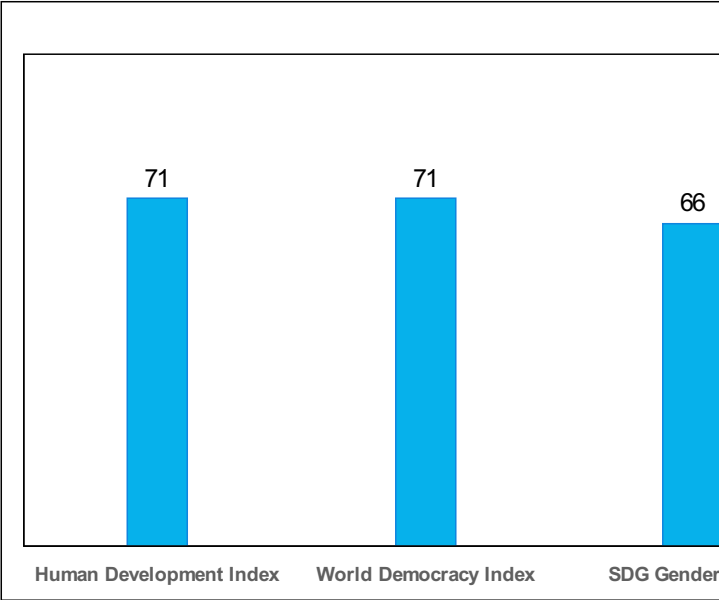
- The [World Bank's Statistical Performance Indicators \(SPI\)](#) measures the capacity and maturity of national statistical systems.
- The [Global Data Barometer \(GDB\)](#) measures the state of data in countries, specifically on topics of data governance, capability, availability, and use and impact of data for public good.
- The [Gender Data Compass](#) provides a comprehensive overview of gender data systems encompassing data availability, openness, foundations, capacity, and financing.

Below is a bar graph showing the overall score for the Statistical Performance Indicators, the Global Data Barometer, and the coverage and openness score for the Gender Data Compass.



### Global Indexes of Governance and Human Development

Global governance and socio-economic indexes help researchers and practitioners, providing a snapshot on the state of human development, government transparency and accountability within a country. These indexes show the power of data – we cannot fix what we cannot measure.



[Human Development Index](#) (UNDP): Measures achievement in key dimensions of human development: a long and healthy life, being knowledgeable and having a decent standard of living.

[Democracy Index](#) (Economist Intelligence Unit): Measures 60 indicators in the categories of electoral process and pluralism, functioning of government, political participation, political culture, and civil liberties.

[SDG Gender Index](#) (Equal Measures 2030): The most comprehensive measure of gender equality, investigating 56 issues across 14 of the 17 Sustainable Development Goals.

[World Press Freedom](#) (Reporters Without Borders): Is an

annual ranking that compares the level of press freedom in 180 countries and territories.

All scores have been converted to a 100 point scale.